

Letter from Board President, Sandra Robinson & Executive Director, Jennifer McLauchlan

Hello, Aaniin, Bonjour

On behalf of the Kawartha-Haliburton Children's Aid Society (KHCAS), we are pleased to present the 2022/2023 annual report that represents another extraordinary year delivering responsive services while remaining steadfast and focused on our commitment to hold child safety and well-being at the core of all we do. In this report, we reflect on and acknowledge the important work that has been achieved throughout the year by our dedicated Board of Directors and staff, who, despite the various challenges and complexities inherent in the work, uphold the vision, mission and values of the Society and ensure that children, youth and families in our communities have the supports they need to thrive.

Over the course of the past year, the Society has continued to implement a new service model, Signs of Safety, that puts the parent(s), child(ren) and those connected to them at the centre of decisions and planning for child safety. Signs of Safety will help to ensure consistent and equitable service that is responsive to the individual needs of children, youth and families. Staff and leaders have attended training throughout the year, participated in sessions where case examples are used to demonstrate how Signs of Safety works, as well as determined which policies and procedures needed to be adapted to support the practice model. Work has also been undertaken to develop feedback surveys for families, children and youth and community partners. These surveys will be rolled out in the fall of 2023. We look forward to the feedback that will allow us to continue to adapt and evolve our service delivery to ensure it is responsive, consistent and ensures culture, voice and lived experience is centered in safety planning for children and youth with families and community. Members of the project team have also been meeting with community partners, providing information sessions about Signs of Safety and what they can expect to see as a result of the change in practice model.

Providing equitable services that are responsive

to the dynamic and diverse needs of the children, youth and families we work with continues to inform the Society's equity journey. Over the course of the past year, staff have continued to participate in the Equity curriculum training and the Board developed a Board Equity workplan that includes the development of an Equity vision statement for the Society, a training strategy and updated materials focused on recruiting a more diverse Board. The Society's first staff census survey was conducted with an overall 80% response rate. The results of this survey will allow the Society to understand the composition of the staff group so that we can work towards ensuring that our staff and leadership group are more reflective of the communities we serve.

In support of a safe workplace environment that promotes well-being through psychological health and safety, the second round of surveys were released this year through the leadership of the Joint Health and Safety Committee. The last survey was released in 2017 and much work was undertaken to respond to the results. This survey will allow the Society to understand where progress was made and where focus needs to be placed to better support safety and well-being in the workplace.

During the year, the Board of Directors completed an extensive review of the Society's By-Laws to ensure compliance with the Ontario Not-for-Profit Corporations Act. The proposed By-Law changes will be voted on at the 2022/2023 Annual General Meeting. The Board of Directors also developed an advocacy campaign focused on funding and more and more community service supports for children, youth and families. This was due to the continued financial pressures placed upon the Society through decreased funding in addition to increased service demands. Throughout the campaign, the Board of Directors will meet with various elected officials across the geographical jurisdiction of the Society.

In support of Child Welfare Redesign that was announced in July 2020, specifically the pillar Strengthening Youth Supports, the Ministry

released the Ready, Set, Go (RSG) program which improves the supports provided to youth in care as they prepare to transition from care to adulthood. This was a welcomed support for youth and staff worked tirelessly to implement the changes in a very short period of time. In addition, the Ministry also released the regulatory changes to support the implementation of the Quality Standards Framework (QSF) that became effective July 1, 2023. These changes are intended to enhance and improve the quality of residential services provided to children and youth in care. Staff and leadership have been actively engaged in training to support the changes, reviewing policies and supporting resource caregivers to prepare for the new requirements.

Ensuring safety and the well-being of children and youth is never done in isolation and we are very fortunate to have passionate community partners, including our kinship and foster caregivers, who work alongside us with a shared goal of keeping children and youth safe and connected to their communities and culture. We are grateful for our many community partners, including the Kawartha-Haliburton Children's Foundation, who ensure services are available to support children, youth and families.

Thank you to our valued staff, volunteers, foster caregivers, kinship and our Board of Directors who dedicate their energy, time and efforts to create safe spaces and opportunities for children and youth to thrive. We are humbled and grateful for your commitment and passion. To our Senior Leadership team, thank you for your continued focus to enhance service delivery and ensure children and youth are at the forefront of our work every day.



- Sandra Robinson & Jennifer McLauchlan

LAND ACKNOWLEDGEMENT

We respectfully acknowledge that Kawartha-Haliburton Children's Aid Society is located on the Treaty 20 Michi Saagiig ("Mississauga") Territory and in the traditional territory of the Michi Saagiig ("Mississauga") and Chippewa Nations, collectively known as the Williams Treaties First Nations, which include: Curve Lake, Hiawatha, Alderville, Scugog Island, Rama, Beausoleil and Georgina Island First Nations.

The Kawartha-Haliburton Children's Aid Society respectfully acknowledges that the Williams Treaties First Nations are the stewards and caretakers of these lands and water in perpetuity, and that they continue to maintain this responsibility to ensure their health and integrity for generations to come.

Board Members

Sandra Robinson, *President*

Lynne Buehler, *Vice President*

Noel Bennett, *Secretary/Treasurer*

Lisa Gravelle

Arnold Taylor

Jessica Slade

Ryan Plumpton

Mimi Lee

Margaret (Marnie) Sicker

Lesley Kirton

Rachel Rochon

Colin McKeen (*until September 2022*)

Jennifer Taylor (*until September 2022*)

Amanda English (*until September 2022*)

Dan Moloney (*until September 2022*)

Senior Leadership Team

Jennifer McLauchlan, *Executive Director*

Stephen Martyn, *Director of Service/Local Director*

Joe Mahoney, *Finance Manager*

Shelly Lair, *Service Manager – Protection*

Wendy Gordon, *Service Manager – Permanency*

STRATEGIC PLAN & DIRECTIONS 2020-2023

OUR VISION:

Families and communities that thrive.

OUR MISSION:

Engaging families and the community to protect and support children, youth and young adults.

OUR VALUES:

- Child and Youth Centered
- Equity and Inclusion
- Integrity and Accountability
- Strength Based and Informed Practice
- Together with Partners
- Family Focused

STRATEGIC DIRECTIONS:

- Our commitment to service responsiveness
- Our commitment to community partnerships and collaboration
- People are our greatest strength

Working To Keep Children Safe



1,187

Investigations opened



2,446

Number of child protection reports received



1,259

Number of matters assessed as not meeting the criteria for intervention, nor needing a full investigation



53

Number of families linked to other services to best meet their needs



253

Number of families receiving ongoing services at fiscal year end



86

Number of active legal files at March 31, 2023



43

Number of files referred for alternative dispute resolution in 2022-23

Service To Children in Care



50

Total number of homes offering foster care at year end¹

¹ Includes Foster Care, Kin in Care and Formal Customary Care Homes.



11

ADOPTIONS

were finalized for children in 2022-2023



During the year, an average of

44

CHILDREN

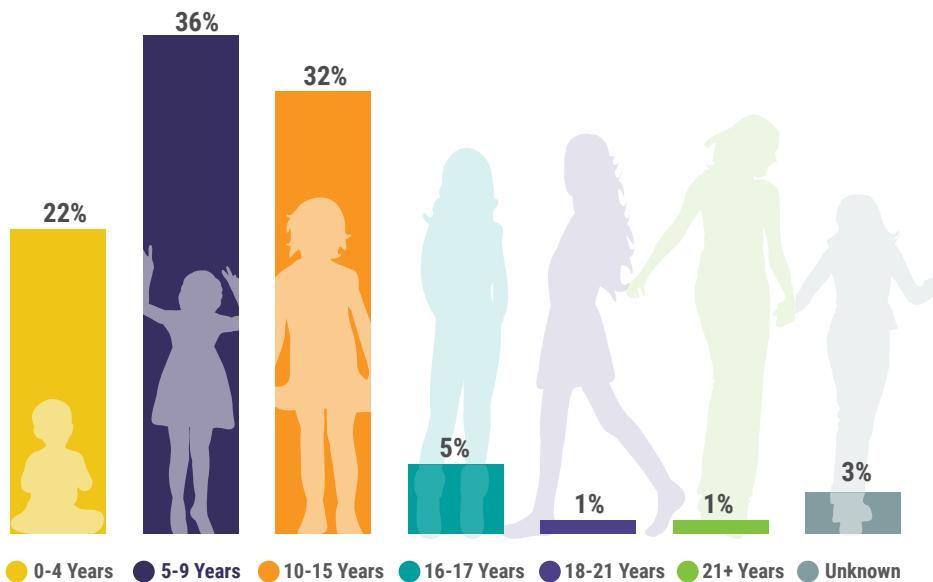
were in Kinship Service Placements



During 2022-23

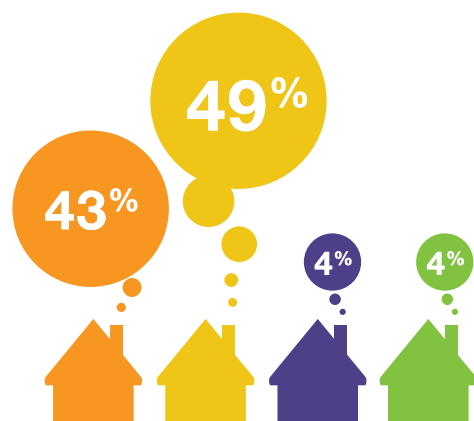
5,318

children and youth aged 0-21+ years in the jurisdictions of Haliburton, City of Kawartha Lakes & Peterborough were provided services by Society child welfare workers in the community.



% of Children Served by Age Group

5,318 children and youth were served in 2022-2023. Each child is counted only once at the age category they were in April 1st, 2023.



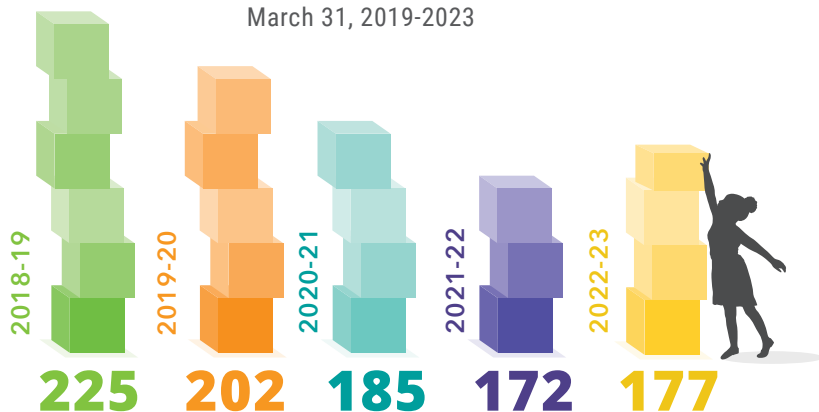
Where Did Children and Youth In Care Live?

At March 31, 2023
(children are age 0-21+ years)

- Living Independently
- Family Based Care
- Group Home
- Free Home or Other

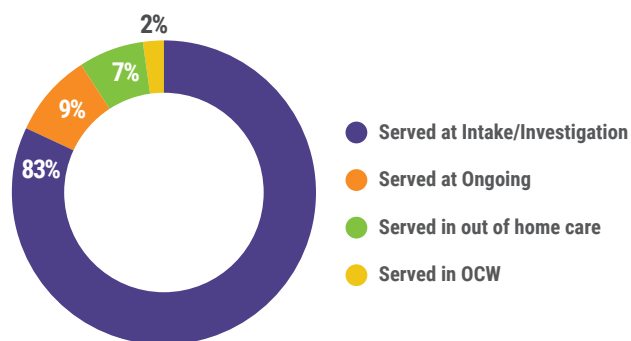
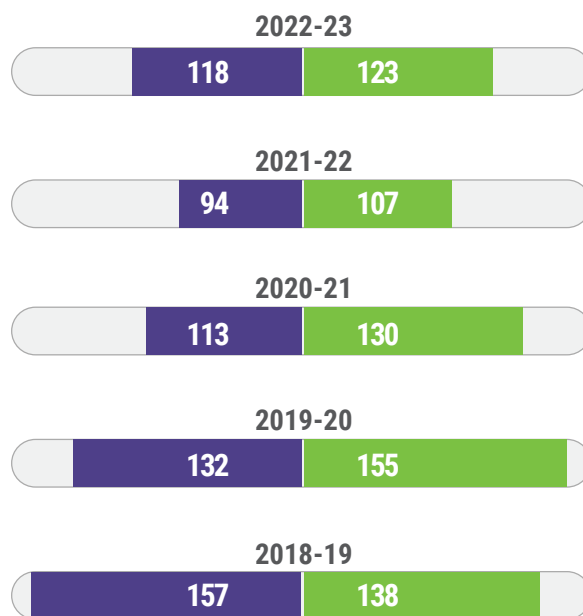
Children in Our Care

March 31, 2019-2023



Admissions and Discharges by Fiscal Year 2019-2023

Admissions Discharges



Children Served by Maximum Level of Intervention

5,318 children and youth were served in 2022-2023 at the maximum level of intervention, e.g. if a child was served in an intake, an investigation and an ongoing case, they are counted as ongoing. Out of home includes kinship service and all residential care.

KAWARTHA-HALIBURTON CHILDREN'S AID SOCIETY

This information should be read in conjunction with the audited Financial Statements at March 31st, 2023

CONDENSED STATEMENT OF FINANCIAL POSITION

At March 31

	2023 \$	2022 \$
ASSETS		
Current	607,949	2,788,567
Tangible Capital Assets	2,296,087	2,400,742
	2,904,036	5,189,309

LIABILITIES & FUND BALANCES		
Current Liabilities	2,421,548	1,764,454
Post Retirement Benefits	691,200	660,700
Fund Balances	(208,712)	2,764,155
	2,904,036	5,189,309

CONDENSED STATEMENT OF OPERATIONS & CHANGES IN FUND BALANCES

For the year ended March 31

	2023 \$	2022 \$
Revenue		
Province of Ontario	21,595,850	22,410,005
Expenditures		
Salaries and benefits	15,336,568	14,438,976
Boarding and personal needs	6,881,029	5,107,247
Amortization	106,235	109,526
Other operating expenses	4,203,045	4,465,632
	26,526,877	24,121,381
Expenditure recoveries and other income	(1,958,160)	(1,849,901)
Net expenditures	24,568,717	22,271,480
Excess of Revenue over Net Expenditures (expenditures over revenue)	(2,972,867)	138,525
Fund balances, beginning of year	2,764,155	2,625,630
FUND BALANCES, END OF YEAR	(208,712)	2,764,155

CONTACT US

www.khcas.on.ca
1.800.661.2843

Peterborough

1100 Chemong Road
Peterborough, ON
K9H 7S2

Lindsay

42 Victoria Avenue North
Lindsay, ON
K9V 4G2

Haliburton

73 Victoria Street
Haliburton, ON
K0M 1S0



Celebrating Children & Youth in Care Day

